

Our Products



Small Bureau Booth

Capacity	1-Person
Internal Dimensions (mm)	840w x 950d x 2140h
External Dimensions (mm)	1000w x 986d x 2300h
Glass Panels	Double laminated (6mm + 1mm + 4mm)
Door	855mm wide glass door with handle, door type: swing
Furniture Options	Wall-mounted laminated timber veneer shelf & swivel stool
GPO USB Data Wireless Charging	Wall-mounted: x2 GPO, x1 USB C and x1 USB
Lighting	1 x 6W LED – 3000k, CRI95+
Ventilation & Airflow	Variable speed fan with integrated acoustic cover
Lighting & Ventilation Operation	Motion sensor with variable speed fan control
Power Usage	10.8 watts
Shell Weight	246kg
Acoustic Treatment	27mm bevel edge acoustic panels (dark grey). Acoustically treated exhaust port and acoustic cover to fan ports



Medium Bureau Booth

Capacity	1-2 Person
Internal Dimensions (mm)	1340w x 1250d x 2140h
External Dimensions (mm)	1500w x 1286d x 2300h
Glass Panels	Double laminated (6mm + 1mm + 4mm)
Door	855mm wide glass door with handle, door type: swing
Furniture Options	x2 upholstered stools & diagonal laminated or timber veneer table; x1 wall-mounted desk & task chair;
GPO USB Data Wireless Charging	Wall-mounted: x2 GPO, x1 USB C and x1 USB Optional table top insert: x2 GPO, x2 USB, wireless charger
Lighting	1 x 6W LED – 3000k, CRI95+
Ventilation & Airflow	Variable speed fan with integrated acoustic cover
Lighting & Ventilation Operation	Motion sensor with variable speed fan control
Power Usage	15.6 watts
Weight	387kg
Acoustic Treatment	27mm bevel edge acoustic panels (dark grey). Acoustically treated exhaust port and acoustic cover to fan ports

Our Products cont.



Large Bureau Booth

Capacity	1-4 Person including wheelchair accessible option
Internal Dimensions (mm)	2040w x 1550d x 2140h
External Dimensions (mm)	2200w x 1586d x 2300h
Glass Panels	Double laminated (6mm + 1mm + 4mm)
Door	855mm wide glass door with handle
Furniture Options	x2 upholstered bench seats with back & central laminated or veneer table; or x1 wall-mounted desk & task chair
GPO USB Data Wireless Charging	Wall-mounted: 2x GPO, 1x USB C and x1 USB. Optional table top insert: x2 GPO, x2 USB, wireless charger
Lighting	1 x 16W LED – 3000k, CRI95+
Ventilation & Airflow	Variable speed fan with integrated acoustic cover
Lighting & Ventilation Operation	Motion sensor with variable speed fan control
Power Usage	30.4 watts
Weight	562kg
Acoustic Treatment	27mm bevel edge acoustic panels (dark grey). Acoustically treated exhaust port and acoustic cover to fan ports



Extra-Large Bureau Booth

Capacity	1-6 Person including wheelchair accessible option
Internal Dimensions (mm)	2040w x 2150d x 2140h
External Dimensions (mm)	2200w x 2186d x 2300h
Glass Panels	Double laminated (6mm + 1mm + 4mm)
Door	855mm wide glass door with handle
Furniture Options	x2 upholstered bench seats with back & central laminated or veneer table; or x1 wall-mounted desk & task chair
GPO USB Data Wireless Charging	Wall-mounted: x2 GPO, x1 USB C and x1 USB. Optional table top insert: x2 GPO, x2 USB, wireless charger
Lighting	1 x 16W LED – 3000k, CRI95+
Ventilation & Airflow	Variable speed fan with integrated acoustic cover
Lighting & Ventilation Operation	Motion sensor with variable speed fan control
Power Usage	30.4 watts
Weight	680kg
Acoustic Treatment	27mm bevel edge acoustic panels (dark grey). Acoustically treated exhaust port and acoustic cover to fan ports

Our Products cont.



Tuesday Bureau Booth

Capacity	1 Person
Internal Dimensions (mm)	1000w x 800d x 2000h
External Dimensions (mm)	1100w x 900d x 2100h
Glass Panels	Double laminated (6mm + 1mm + 4mm)
Door	1800h x 80d x 11w
Furniture Options	x1 upholstered bench seats with back & central laminated table
GPO USB Data	Wall-mounted: UL/CE 220-240v power socket, 2x USB, 1x USB-C.
Lighting	4000k (150Lx) Daylight LED lighting
Ventilation & Airflow	78 m3/hr. Refreshing air every two minutes guaranteeing excellent oxygen rates.
Lighting & Ventilation Operation	Motion sensor with variable speed fan control
Power Supply	100-240V/50-60Hz power supply
Weight	224kg (Pod+Furniture)
Acoustic Treatment	Leading the Sound Pod Industry STC 30 dB & RT0.25s NIC=25dB D/C50, 0.76 STI A+



Tuesday+ Bureau Booth

Capacity	1-4 Person
Internal Dimensions (mm)	2100w x 1100d x 2100h
External Dimensions (mm)	2200w x 1220d x 2100h
Glass Panels	Double laminated (6mm + 1mm + 4mm)
Door	1800h x 80d x 11w
Furniture Options	x2 upholstered bench seats with back & central laminated table
GPO USB Data	Wall-mounted: UL/CE 220-240v power socket, 2x USB, 1x USB-C.
Lighting	3500k Dimmable Strip lights + Additional spotlight
Ventilation & Airflow	78 m3/hr. Refreshing air every two minutes guaranteeing excellent oxygen rates.
Lighting & Ventilation Operation	Motion sensor with variable speed fan control
Power Supply	100-240V/50-60Hz power supply
Acoustic Treatment	Leading the Sound Pod Industry STC 30 dB & RT0.25s NIC=25dB D/C50, 0.76 STI A+

Capability, Certifications & Important Info



We manufacture each component of our booths in state-of-the-art facilities across Australia and Asia, lead by our team of design experts and product managers.

Our global manufacturing operation enables us to deliver large-scale projects to our worldwide client base within competitive time frames.

Importantly, the end-to-end management of our supply chain guarantees a high quality product with premium customer experience from purchase, to delivery to post-install service.

Two large-scale production facilities



On-site acoustic and quality testing teams



Fully certified environmental and quality product line



Global network of local installation and assembly partners



Team of highly trained local customer service providers.



Two year structural warranty



Standard lead-time of 3-4 weeks for metro deliveries (custom options up to 10 weeks)



Limited local stock in various sizes and colours available for delivery within 1-2 weeks.

Our Certifications

- Accessible options
- PET Fire Tested
- ISO: 9001-2015 Quality Certified
- ISO: 14001-2015 Environmental Certified
- FSC Certified
- AS/NZS 2208: 1996 Certified Glass
- UL and CE Certified
- Class B Certified Panels
Fire Growth Rate Index 153.2
- ASTM E84-19A Tested
Flame Spread Index 15
Smoke Development Index 185



Bureau Booth Specs



Colors

EXTERIOR: ELECTROSTATIC COATED



INTERIOR



Acoustic
PET Panel
Dark Grey
GP-04

CARPET



Standard
Dark Grey
Felt
FP1-1

SEAT



OTE Fabrics
(Standard)
100% Polyester
OL-40



OTE Fabrics
(Standard)
100% Polyester
OL-21

Features



QUICK
ASSEMBLY




PLUG-&-PLAY
TECHNOLOGY



DOUBLE
LAMINATED GLASS
(6+1+4)MM




POWDER
COATED GLASS
EDGE



INTEGRATED
VENTILATION



OPTIONAL
MOVING KIT




ALUMINIUM
LEVER DOOR
HANDLE



ALUMINIUM
FRAMED DOOR




INTERNAL
SWITCHES
& SENSORS



HYDRAULIC
DOOR
CLOSERS



ABILITY TO
PORT FIRE
SERVICES



ELECTROSTATICALLY
COATED HINGES